

TYPE MBS 25



MBS 25 with UV Trip

TYPE MBS 25 APPLICATION DATA

Manual Disconnect with Short Circuit Trip

MBS 25 A Manual Disconnect and Starter, Type MBS, can fulfill the function of a Breaker/Disconnect in a combination starter. In such applications, instantaneous short circuit trip is usually desired. Type MBS standard instantaneous short circuit trip has higher interruption capability. Combination units with MBS 25 were tested to IC5,000 A Amp 600V.

TYPE MBS 25 APPLICATION FEATURES

- Used as a manual motor starter, with the high short-circuit fault breaking capacity of a circuit breaker, in accordance with VDE 0600, IEC 292, and IEC 157-1.
- Single phase sensitivity and ambient temperature compensated thermal overload trip. (NEMA Class 10)
- Main switch and emergency disconnect switch properties (Emergency stop with mushroom head activator optional).
- Switch position indication with positive separation.
- Current limiter, type ID 50 option, add-on accessory. The rated breaking capacity with this combination, increases to 50 kA, 3 phase, 380 V.

Cost Effectiveness

- Economical and space saving, in a compact design with small dimensions (1^{3/4}" wide).
- Standardized cover sized for use in distribution applications for world wide use.

Safety

- High operational safety factor. Compliance to VDE 0160 T 100, finger touch safety, and general safety standards of handling.

Quality

- Reliable AEG standards of quality. Proven in the most difficult application conditions. Standard quality check includes 100% cycle test and heater calibration check.

Flexibility

- Modular field assembly systems with plug-on auxiliary contacts.
- Designed to include field plug-on shunt or undervoltage trip within the switch unit frame.

Mounting

- Panel mount or DIN rail mount standard.
- Terminals are in the vertical plane, readily accessible from the front for easy wiring. Designed for the power screwdriver application and finger touch safety.



MBS 25-S4 Enclosure

Dual Application Description UL Listed

Type MBS Circuit Protectors have two protective elements, one to provide magnetic instantaneous trip and the other to provide inverse time thermal trip. Because of this dual instantaneous and thermal trip, Type MBS Protectors have been successfully applied in protective circuits in thousands of applications throughout the world.

CONTINUOUS CURRENT RATINGS

Type MBS 25 to 25 Amp

Thermal Trip for Motor Protection

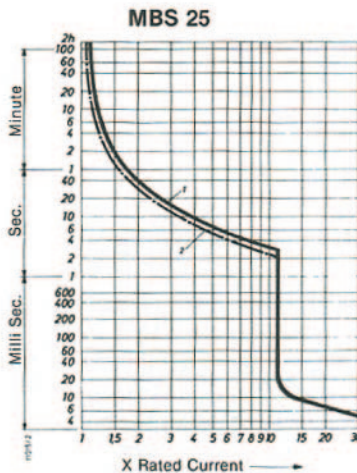
A Thermal Trip for motor protection is also included with each Type MBS. In a combination starter application, then, a duplicate overload is not necessary. (See Trip Curve B).

To apply, select the proper Type MBS to match the motor horse power, and set dial at exact motor full load current. Each Type MBS includes a three pole direct heated bimetallic overload which covers a wide range and is equivalent to many old style separate heaters. A key advantage is the ability to set at exact motor full load current and thereby provide more precision motor protection.

Mounting

Type MBS can be panel mounted or rail mounted (MBS 25). For external operation, cutouts can be made in panel doors. Additionally, through the door operating handles with door interlocks are available on certain units.

Type MBS 25 UL Listed/CSA.



Typical MBS Trip Curve B



MBS 25-S4F Flush Plate

MBS-25 Three Phase 3 Pole 600 Volt MCP + Manual Starter

Three Phase Horse Power			Thermal Overload Relay Adjustment Range (AMP)*	Basic Catalog No.	OPEN -O	Outdoor Dust Tight Hose Test Water Tight -S4 ▶	IC 5,000 AMP (480V) Group Fuse (UL) or Max CB Max Amps	High Fault Interrupting Current			
200V	230V	460V						575V	IC	Fuse	IC
			0.25-0.4	MBS 25-D	\$69	\$101	1200	50kA	1200A	50kA	1200A
			0.4-.63	MBS 25-E	69	101	1200	50kA	1200A	50kA	1200A
	1/4	1/2	1/2	MBS 25-F	69	101	1200	50kA	1200A	50kA	1200A
1/4	1/3	3/4	1	MBS 25-G	69	101	1200	50kA	1200A	50kA	1200A
1/2	1/2	1	1-1/2	MBS 25-H	69	101	1200	25kA	150A	10kA	125A
3/4	1	2	3	MBS 25-I	69	101	1200	25kA	150A	10kA	125A
1-1/2	1-1/2	3	5	MBS 25-K	69	101	1200	25kA	150A	10kA	125A
2	3	5	7-1/2	MBS 25-L	80	112	1200	25kA	150A	10kA	125A
3	5	10	10	MBS 25-M	80	112	1200	25kA	150A	10kA	125A
5	7-1/2	15	15	MBS 25-N	90	122	1200	25kA	150A	10kA	125A
-	7-1/2	15	20	MBS 25-O	90	122	1200	25kA	150A	10kA	125A

Also includes fixed instantaneous magnetic trip
Lower current ratings are available to 0.1 Amp.

* See bottom of page for current limiter module.

MBS-25 Single Phase 2 Pole 600 Volt

One Phase Horse Power		Overload Relay Adjustment Range (AMP)*	Basic Catalog No.	OPEN -O	Outdoor Dust Tight Hose Test Water Tight -S4 ▶
115V	230V				
Smaller sizes available to 0.1 Amps					
	1/3	2.5-4	MBS 25-2P-I	\$69	\$101
1/4	1/2	4-6	MBS 25-2P-K	69	101
1/2	1-1/2	6-10	MBS 25-2P-L	80	112
1	2	10-16	MBS 25-2P-M	80	112
1-1/2	3	16-20	MBS 25-2P-N	90	122
2		20-25	MBS 25-2P-O	90	122

ORDER EXAMPLE:

3 HP 460V Enclosed with Red Pilot Light and 120V UV Trip (undervoltage trip)
1-MBS-25-K Motor Circuit Protector
1-MBS-25-S4 Enclosure
1-MBS-25-PL-A-R Red Pilot Light Kit
1-MBS-25-100-A UV Trip Kit



MBS-25

▶ Type S4 Series Enclosures are non-metal outdoor completely dust tight. Sarflex Enclosures have been widely used throughout the world in dust tight, hose pressure water tight, and corrosion proof applications. (IP55)



Mounting Options

Current Limiter Rapid module type Id 50

$U_i = 600V$, $I_u = 32A$ for combination with Mbs 25
Suitable for mounting in any position.

For increasing of the fault breaking capacity of Mbs 25 up to 50 kA/3 - 380V max.
For single and group back up protection.

Rapid module type id 50 for single and group back up protection. Suitable for mounting in any position.

MBS25-140 \$50 LIST

Type ID 50

Current Limiter

Increases Interruption capacity to 50KA (380V)

Module Dimensions

L-3,15", W-1,77", Depth 1.65"

Discount Schedule ST

ENCLOSURES & ACCESSORIES



MBS 25-105 Lock Off Kit

MBS 25 Accessories

Pilot Light for above enclosures. Specify color ** and voltage *

Catalog No.	List Price
MBS25-PL- * - **	\$16



* Voltage Suffix **Color Suffix

- A 120V
- C 220V
- D 380V
- E 480V

- G green
- R red
- Example:
MBS25-PL-A-R

Enclosure Type S4 IP55 Dust/Watertight

Catalog No.	List Price
MBS25-S4	\$32

Flush Plate with Gasket IP55 Dust/Watertight
Replacement Start/Stop Boot

MBS25-S4F	\$16
MBS25-S4-116	\$8

Neutral Link for mounting above enclosures

MBS25-114	\$7
-----------	-----

Padlock Accessories for enclosures for up to 3 padlocks use.

MBS25-105	\$18
-----------	------

PG Adaptor to 1/2" NPT
Red Mushroom Operator for above enclosure IP55

PG16-1/2	\$5.80
----------	--------

Latch Type MR
Key Release MR
Momentary MR

MBS25-106	\$30
MBS25-107	\$61
MBS25-108	\$19

Auxiliary Contacts Side Mount

- 1 N.O., 1 N.C.
- 2 N.O.
- 1 N.O., 1 N.C. Early Activating
- 2 N.O. Early Activating

HS9.11	\$20
HS9.20	\$15
HS9V.11	\$25
HS9V.20	\$17

Auxiliary Contacts Inside Mount 1 N.O., 1 N.C.
TRIP Alarm Aux. Switch Inside mount

HS10.11	\$20
---------	------

- 1 N.O.
- 1 N.C.

HS10R10	\$20
HS10R01	\$20

SHUNT TRIP KIT * specify voltage

MBS25-101-*	\$48
-------------	------

- * -A 120V 60 Hz 110V 50 Hz
- C 240V 60 Hz 220V 50 Hz
- D 380V 50 Hz
- E 480V 60 Hz
- G 24V 60 Hz

UNDERVOLTAGE TRIP * specify voltage
see above

MBS25-100-*	\$48
-------------	------

Combination Rail Mounting Brackets
Includes 2 DIN Rails to mount MBS25 and LS contactors

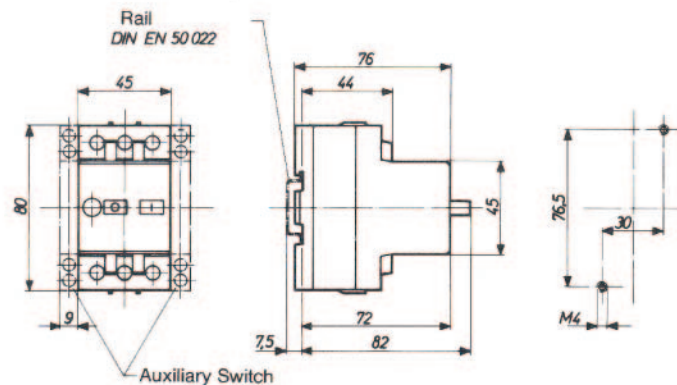
MBS25-206	\$15
-----------	------

Current Limiter Rapid Module

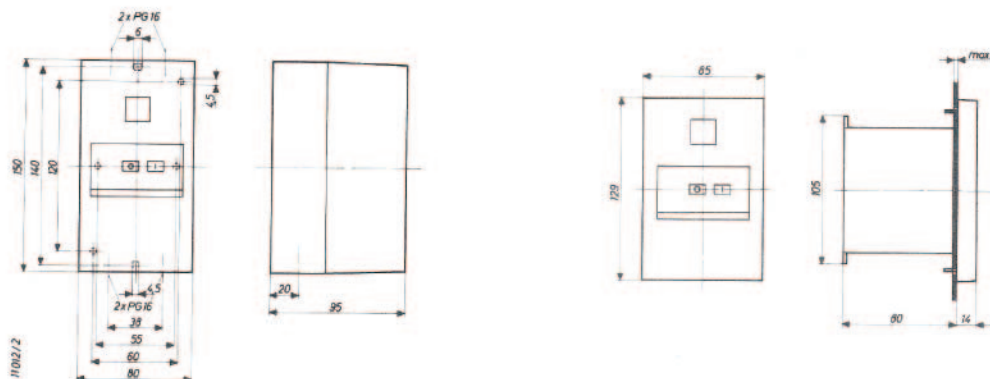
MBS 25-140	\$50
------------	------

For increasing fault current breaking capacity of MBS 25 up to 50 KA/3 380V max.

MBS 25 - Open / Enclosed Dimensions



MBS 25 (Open)





Starter carrier type pl 54 for snap-on to DIN rail	with 2 integral DIN rails for mounting of motor starter and contactor	MBS 25-206	\$15.00
3 phase busbar block type d fully isolated, $U_i = 660V$, $I_U = 80A$	with 2 connections, length 99 mm	MBS 25-210	\$16.00
	with 3 connections, length 155 mm	MBS 25-240	\$16.00
	with 4 connections, length 208 mm	MBS 25-207	\$22.00
	with 5 connections, length 262 mm	MBS 25-208	\$25.00
Protection cover 3 pole	for unused busbar terminations	MBS 25-211	\$ 2.00
Supply block type db fully isolated, $U_i = 660V$, $I_U = 80A$	3 pole for 3 phase busbar block type d	MBS 25-209	\$16.00

COMBINATION MANUAL MOTOR CONTROLS

(Din Rail or Screw Mount)


Three Phase 3 Pole 600 Volt

Three Phase Horse Power				Thermal Overload Relay Adjustment Range (AMP)*	Basic Catalog No.	OPEN LIST
200V	230V	460V	575V			
				0.25-0.4	MBS 25-D-L5K-*	\$182
				0.4-.63	MBS 25-E-L5K-*	182
	1/4	1/2	1/2	.63-1.0	MBS 25-F-L5K-*	191
1/4	1/3	3/4	1	1.0-1.6	MBS 25-G-L5K-*	191
1/2	1/2	1	1-1/2	1.6-2.5	MBS 25-H-L5K-*	191
3/4	1	2	3	2.5-4	MBS 25-I-L5K-*	191
1-1/2	1-1/2	3	5	4-6	MBS 25-K-L5K-*	191
2	3	5	7-1/2	6-10	MBS 25-L-L5K-*	191
3	5	10	10	10-16	MBS 25-M-L5K-*	202
5	7-1/2	15	15	16-20	MBS 25-N-L7K-*	205
-	7-1/2	15	20	20-25	MBS 25-O-L11K-*	230

* Specify voltage suffix

- A 120V 60Hz 110V 50Hz
- C 240V 60Hz 220V 50Hz
- D 380V 50Hz
- E 480V 60Hz
- G 24V 60Hz

Combination Rail Mounting Brackets
Includes 2 DIN Rails to mount MBS25 and LS contactors MBS 25-206.



- Combination Manual Motor Controls are an ideal way of having short circuit protection provided with Magnetic Instantaneous trip as well as inverse time thermal protection built into one compact package.

- To increase short circuit protection to 50KA add option ID50 - current limiter (380 Vac) max.

- The combination allows you to utilize all MBS 25 options including Remote Shunt Trip, Undervoltage Trip and additional auxiliaries if required. (Found on page 96.)

Discount Schedule ST